



SAW Components

Rx SAW Filter

LTE Band 13

Series/type:	B9476 B39751B9476M410
Date:	March 23, 2011
Version:	2.1



DataSheet



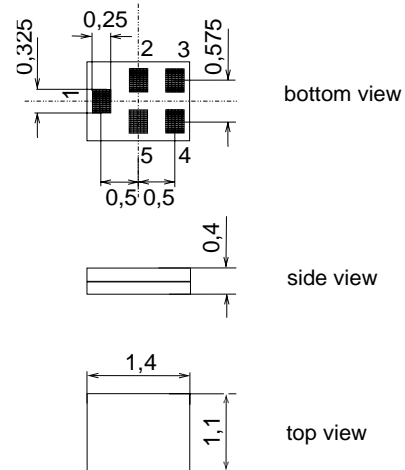
Application

- Rx SAW filter for mobile telephone LTE Band 13 systems
- Rx Path
- Unbalanced / balanced operation
- Low insertion attenuation
- High Tx frequencies attenuation
- Usable passband 10 MHz



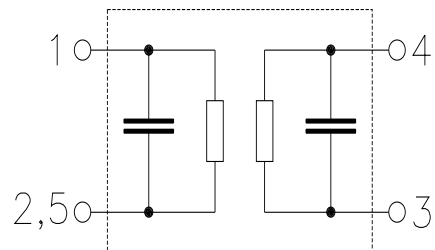
Features

- Package size 1.4 x 1.1 mm², package height 0.4 mm
- RoHS compatible
- Approx. weight 0.003 g
- Package for Surface Mount Technology (SMT)
- Ni, gold-plated terminals
- **Electrostatic Sensitive Device (ESD)**
- **Moisture Sensitivity Level 3**



Pin configuration

- 1 Input
- 3, 4 Output
- 2, 5 To be grounded





SAW Components	B9476
Rx SAW Filter	751.0 MHz

DataSheet



Characteristics

Temperature range for specification: $T = -20\text{ °C to }+85\text{ °C}$
 Terminating source impedance: $Z_S = 50\ \Omega$ (unbalanced)
 Terminating load impedance: $Z_L = 100\ \Omega$ (balanced)

		min.	typ. @ 25 °C	max.		
Center frequency	f_C	—	751.0	—	MHz	
Maximum insertion attenuation						
746.0 ... 756.0 MHz	α_{max}	—	2.0	3.0	dB	CTQ
Amplitude ripple (p-p)						
746.0 ... 756.0 MHz	$\Delta\alpha$	—	0.7	1.8	dB	
Input VSWR						
746.0 ... 756.0 MHz		—	1.5	2.0		
Output VSWR						
746.0 ... 756.0 MHz		—	1.6	2.0		
Common mode rejection ratio						
746.0 ... 756.0 MHz		25	35	—		
Attenuation	α					
10.0 ... 722.0 MHz		50	55	—	dB	
777.0 ... 780.0 MHz		44	48	—	dB	
780.0 ... 787.0 MHz		46	50	—	dB	
787.0 ... 3000.0 MHz		50	55	—	dB	
3001.0 ... 6000.0 MHz		40	48	—	dB	



SAW Components	B9476
Rx SAW Filter	751.0 MHz

DataSheet



Characteristics

Temperature range for specification: $T = -30\text{ °C to }+85\text{ °C}$
 Terminating source impedance: $Z_S = 50\ \Omega$ (unbalanced)
 Terminating load impedance: $Z_L = 100\ \Omega$ (balanced)

		min.	typ. @ 25 °C	max.		
Center frequency	f_C	—	751.0	—	MHz	
Maximum insertion attenuation						
746.0 ... 756.0 MHz	α_{max}	—	2.0	3.5	dB	CTQ
Amplitude ripple (p-p)						
746.0 ... 756.0 MHz	$\Delta\alpha$	—	0.7	2.0	dB	
Input VSWR						
746.0 ... 756.0 MHz		—	1.5	2.0		
Output VSWR						
746.0 ... 756.0 MHz		—	1.6	2.0		
Common mode rejection ratio						
746.0 ... 756.0 MHz		25	35	—		
Attenuation	α					
10.0 ... 722.0 MHz		50	55	—	dB	
777.0 ... 780.0 MHz		44	48	—	dB	
780.0 ... 787.0 MHz		46	50	—	dB	
787.0 ... 3000.0 MHz		50	55	—	dB	
3001.0 ... 6000.0 MHz		40	48	—	dB	



SAW Components

B9476

Rx SAW Filter

751.0 MHz

DataSheet



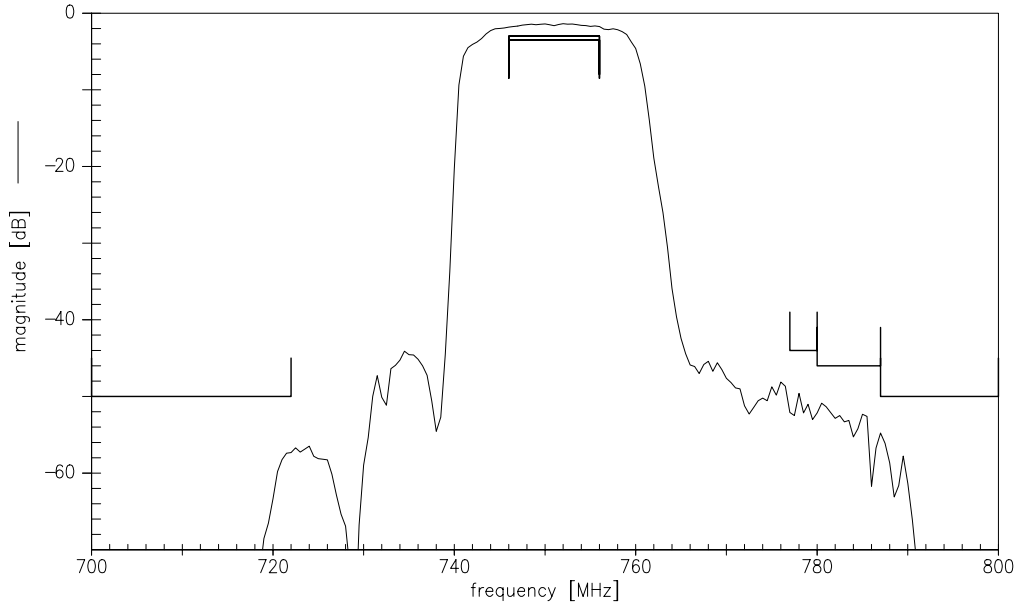
Maximum ratings

Operable temperature range	T	-30/+85	°C	machine model, 1 pulse
Storage temperature range	T _{stg}	-40/+85	°C	
DC voltage	V _{DC}	5	V	
ESD voltage	V _{ESD}	100 ¹⁾	V	
Input power	P _{IN}	10	dBm	

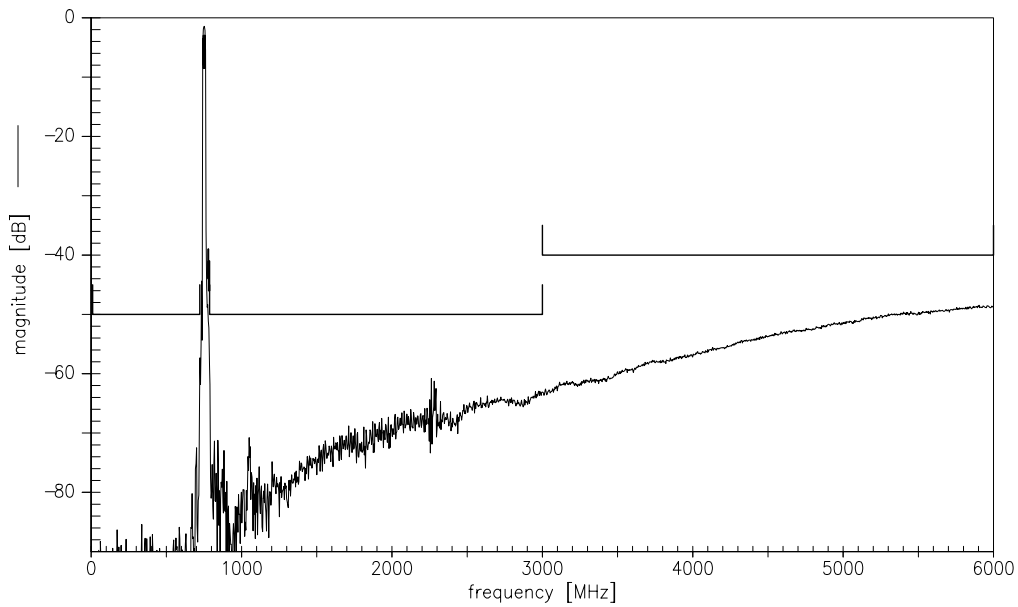
1) acc. to JESD22-A115A (machine model), 1 negative & 1 positive pulse.



Transfer function (narrow band)



Transfer function (wide band)





SAW Components

B9476

Rx SAW Filter

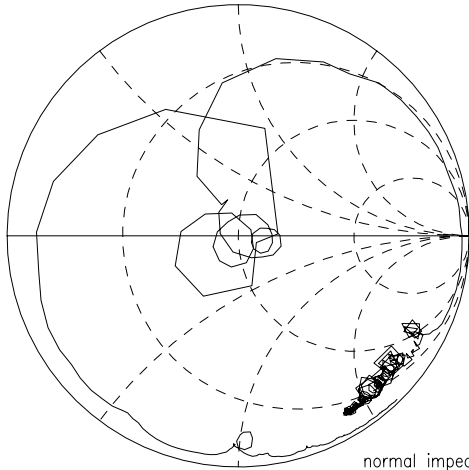
751.0 MHz

DataSheet

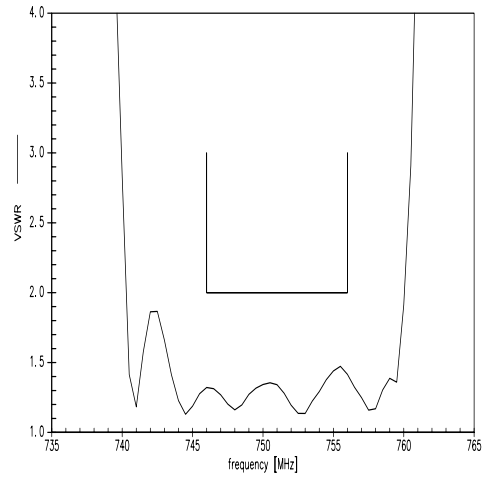


Smith Chart

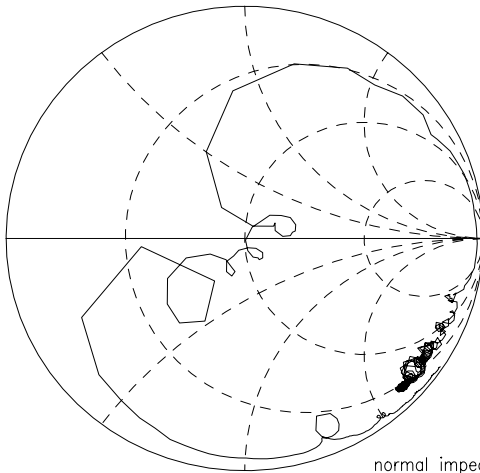
S11 VSWR



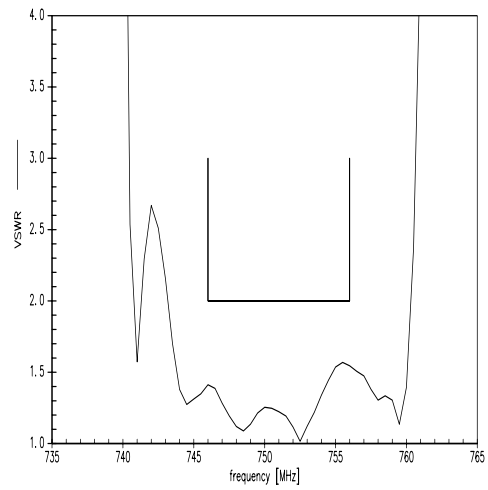
normal impedance: 50.00 Ω



S22 VSWR



normal impedance: 100.00 Ω



Please read *cautions and warnings* and *important notes* at the end of this document.

**SAW Components****B9476****Rx SAW Filter****751.0 MHz**

DataSheet

**References**

Type	B9476
Ordering code	B39751B9476M410
Marking and package	C61157-A8-A3
Packaging	F61074-V8237-Z000
Date codes	I_1126
S-parameters	B9476_NB.s3p B9476_WB.s3p See file header for port/pin assignment table
Soldering profile	S_6001
RoHS compatible	defined as compatible with the following documents: "DIRECTIVE 2002/95/EC OF THE EUROPEAN PARLIAMENT AND OF THE COUNCIL of 27 January 2003 on the restriction of the use of certain hazardous substances in electrical and electronic equipment. 2005/618/EC from April 18th, 2005, amending Directive 2002/95/EC of the European Parliament and of the Council for the purposes of establishing the maximum concentration values for certain hazardous substances in electrical and electronic equipment."
Matching coils	See Inductor pdf-catalog http://www.tdk.co.jp/tefe02/coil.htm#aname1 and Data Library for circuit simulation http://www.tdk.co.jp/etvcl/index.htm

For further information please contact your local EPCOS sales office or visit our webpage at www.epcos.com.

Published by EPCOS AG
Systems, Acoustics, Waves Business Group
P.O. Box 80 17 09, 81617 Munich, GERMANY

© EPCOS AG 2011. This brochure replaces the previous edition.

For questions on technology, prices and delivery please contact the Sales Offices of EPCOS AG or the international Representatives.

Due to technical requirements components may contain dangerous substances. For information on the type in question please also contact one of our Sales Offices.

Please read *cautions and warnings and important notes* at the end of this document.



Important notes

The following applies to all products named in this publication:

1. Some parts of this publication contain **statements about the suitability of our products for certain areas of application**. These statements are based on our knowledge of typical requirements that are often placed on our products in the areas of application concerned. We nevertheless expressly point out **that such statements cannot be regarded as binding statements about the suitability of our products for a particular customer application**. As a rule, EPCOS is either unfamiliar with individual customer applications or less familiar with them than the customers themselves. For these reasons, it is always ultimately incumbent on the customer to check and decide whether an EPCOS product with the properties described in the product specification is suitable for use in a particular customer application.
2. We also point out that **in individual cases, a malfunction of electronic components or failure before the end of their usual service life cannot be completely ruled out in the current state of the art, even if they are operated as specified**. In customer applications requiring a very high level of operational safety and especially in customer applications in which the malfunction or failure of an electronic component could endanger human life or health (e.g. in accident prevention or life-saving systems), it must therefore be ensured by means of suitable design of the customer application or other action taken by the customer (e.g. installation of protective circuitry or redundancy) that no injury or damage is sustained by third parties in the event of malfunction or failure of an electronic component.
3. **The warnings, cautions and product-specific notes must be observed.**
4. In order to satisfy certain technical requirements, **some of the products described in this publication may contain substances subject to restrictions in certain jurisdictions (e.g. because they are classed as hazardous)**. Useful information on this will be found in our Material Data Sheets on the Internet (www.epcos.com/material). Should you have any more detailed questions, please contact our sales offices.
5. We constantly strive to improve our products. Consequently, **the products described in this publication may change from time to time**. The same is true of the corresponding product specifications. Please check therefore to what extent product descriptions and specifications contained in this publication are still applicable before or when you place an order.
We also **reserve the right to discontinue production and delivery of products**. Consequently, we cannot guarantee that all products named in this publication will always be available. The aforementioned does not apply in the case of individual agreements deviating from the foregoing for customer-specific products.
6. Unless otherwise agreed in individual contracts, **all orders are subject to the current version of the "General Terms of Delivery for Products and Services in the Electrical Industry" published by the German Electrical and Electronics Industry Association (ZVEI)**.
7. The trade names EPCOS, BAOKE, Alu-X, CeraDiode, CSMP, CSSP, CTVS, DeltaCap, DigiSiMic, DSSP, FormFit, MiniBlue, MiniCell, MKD, MKK, MLSC, MotorCap, PCC, PhaseCap, PhaseCube, PhaseMod, PhiCap, SIFERRIT, SIFI, SIKOREL, SilverCap, SIMDAD, SiMic, SIMID, SineFormer, SIOV, SIP5D, SIP5K, ThermoFuse, WindCap are **trademarks registered or pending** in Europe and in other countries. Further information will be found on the Internet at www.epcos.com/trademarks.