



SAW Components

Data Sheet B4066





SAW Components

B4066

Low Loss Filter

1542,0 MHz

Data Sheet



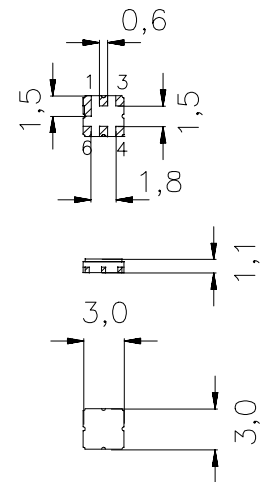
Ceramic Package DCC6D

Features

- Low loss RF filter
- Usable passband 34 MHz
- Low insertion attenuation, low amplitude ripple
- Unbalanced to balanced operation
- Package for **Surface Mounted Technology (SMT)**
- RoHS compliant

Terminals

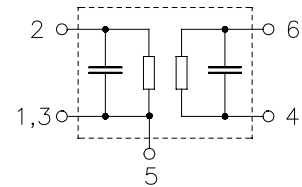
- Ni, gold-plated



Dimensions in mm, approx. weight 37 mg

Pin configuration

- | | |
|---------|-------------------|
| 2 | Input, unbalanced |
| 4, 6 | Output, balanced |
| 1, 3, 5 | To be grounded |
| 1, 3, 5 | Case ground |



Type	Ordering code	Marking and Package according to	Packing according to
B4066	B39152-B4066-U510	C61157-A7-A68	F61074-V8168-Z000

Electrostatic Sensitive Device (ESD)

Maximum ratings

Operable temperature range	T	-40 / +85	°C	Machine Model, 10 pulses effective power in the on-state, duty cycle 4:8
Storage temperature range	T_{stg}	-40 / +85	°C	
DC voltage	V_{DC}	0	V	
ESD voltage	V^*_{ESD}	50*	V	
Input Power at GSM850, GSM900 GSM1800, GSM1900 Tx bands	P_{IN}	15	dBm	

*-acc. to JESD22-A115A (Machine Model), 10 negative & 10 positive pulses



Characteristics

Operating temperature range: $T = -40$ to $+85$ °C
 Terminating source impedance: $Z_S = 50 \Omega$
 Terminating load impedance: $Z_L = 50 \Omega$ (balanced)

			min.	typ.	max.	
Center frequency	f_c		—	1542,0	—	MHz
Maximum insertion attenuation	α_{max}	1525,0 ... 1559,0 MHz	—	3,3	4,5	dB
Amplitude ripple (p-p)	$\Delta\alpha$	1525,0 ... 1559,0 MHz	—	0,7	1,5	dB
Absolute attenuation	α_{abs}	0,0 ... 1000,0 MHz	40,0	58,0	—	dB
		1000,0 ... 1480,0 MHz	35,0	50,0	—	dB
		1480,0 ... 1490,0 MHz	20,0	48,0	—	dB
		1575,0 MHz	2,0	8,0	—	dB
		1600,0 ... 1650,0 MHz	20,0	30,0	—	dB
		1650,0 ... 1785,0 MHz	35,0	54,0	—	dB
		1785,0 ... 2200,0 MHz	30,0	50,0	—	dB
		2200,0 ... 2500,0 MHz	27,0	52,0	—	dB
		2500,0 ... 4000,0 MHz	18,0	40,0	—	dB



SAW Components

B4066

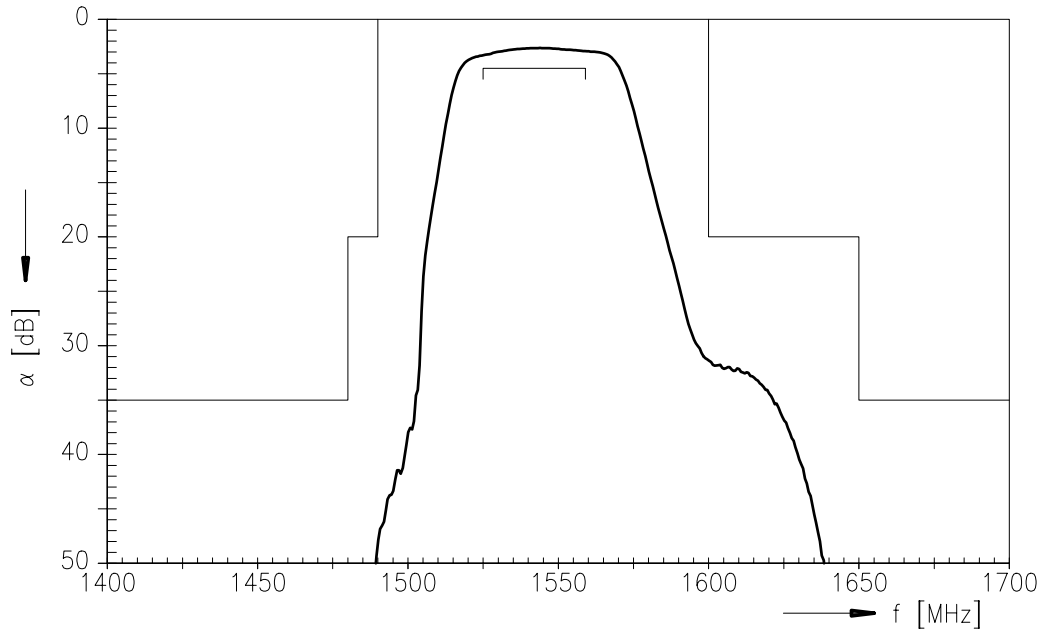
Low Loss Filter

1542,0 MHz

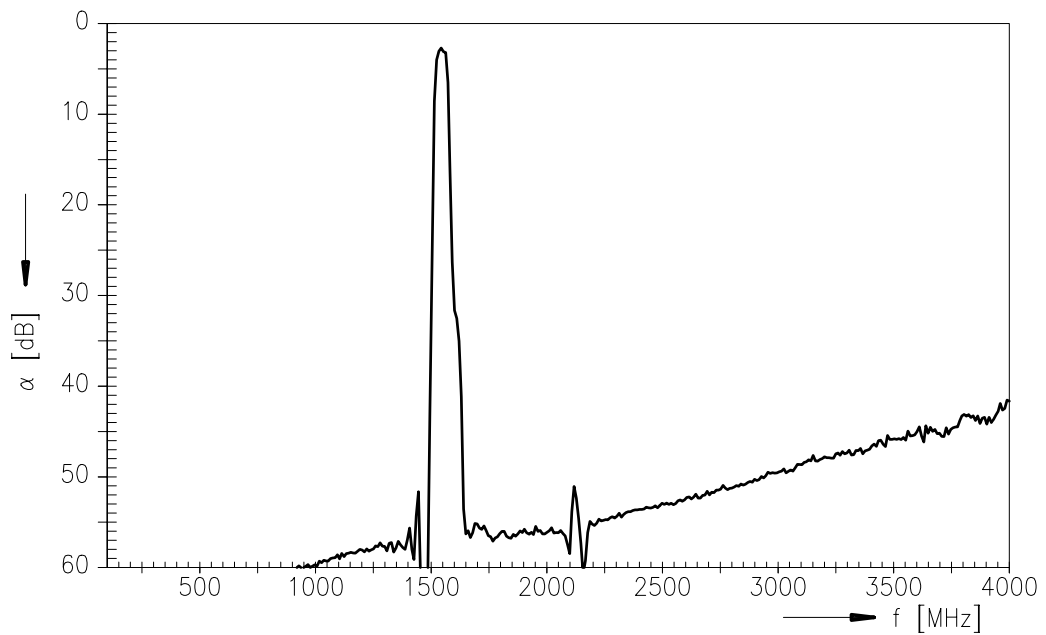
Data Sheet



Transfer function



Transfer function (wide band)





SAW Components

B4066

Low Loss Filter

1542,0 MHz

Data Sheet



Published by EPCOS AG

Surface Acoustic Wave Components Division, SAW COM WT PD

P.O. Box 80 17 09, 81617 Munich, GERMANY

© EPCOS AG 2005. Reproduction, publication and dissemination of this brochure and the information contained therein without EPCOS' prior express consent is prohibited.

Purchase orders are subject to the General Conditions for the Supply of Products and Services of the Electrical and Electronics Industry recommended by the ZVEI (German Electrical and Electronic Manufacturers' Association), unless otherwise agreed.

This brochure replaces the previous edition.

For questions on technology, prices and delivery please contact the Sales Offices of EPCOS AG or the international Representatives.

Due to technical requirements components may contain dangerous substances. For information on the type in question please also contact one of our Sales Offices.